

Fleece Fun!

Price: Free!



Thankful Apron
Size: Fits most Adults

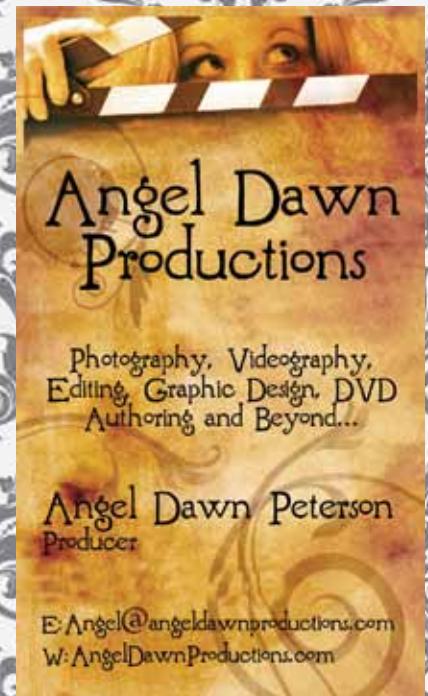
Please Remember:

- * The free patterns are not for reproduction to be sold in whole or in part.
- * You may not claim these patterns as your own.
- * You may not modify these patterns and claim them as your own.
- * You may not use the files or resulting objects from patterns for obscene, defamatory, libelous or immoral works or any other purpose which is prohibited by law.
- * You may not re-post the patterns or tutorials to the web or email them to another person - if you want to share them just have them come to www.fleecefun.com.
- * You may however sell completed items you have sewn from the pattern - as long as on the sales tag you credit "Pattern by www.fleecefun.com" and if selling on the internet you must have it in the internet description as "Pattern by www.fleecefun.com". You must also be a sole proprietorship with 3 or less employees.
- * You may not mass duplicate these patterns (no more than 3 hard copies) without my permission.
- * I reserve the right to modify the terms of use at anytime.
- * By downloading this pattern you have agreed to these terms.

Materials you will Need:

- A printed out version of this pattern.
- 1 1/2 yard cotton (1 yard color a 1, 1/2 yard color b)
- Rotary cutter, ruler and mat (optional)
- Thread

You can find the instructions [here](#).

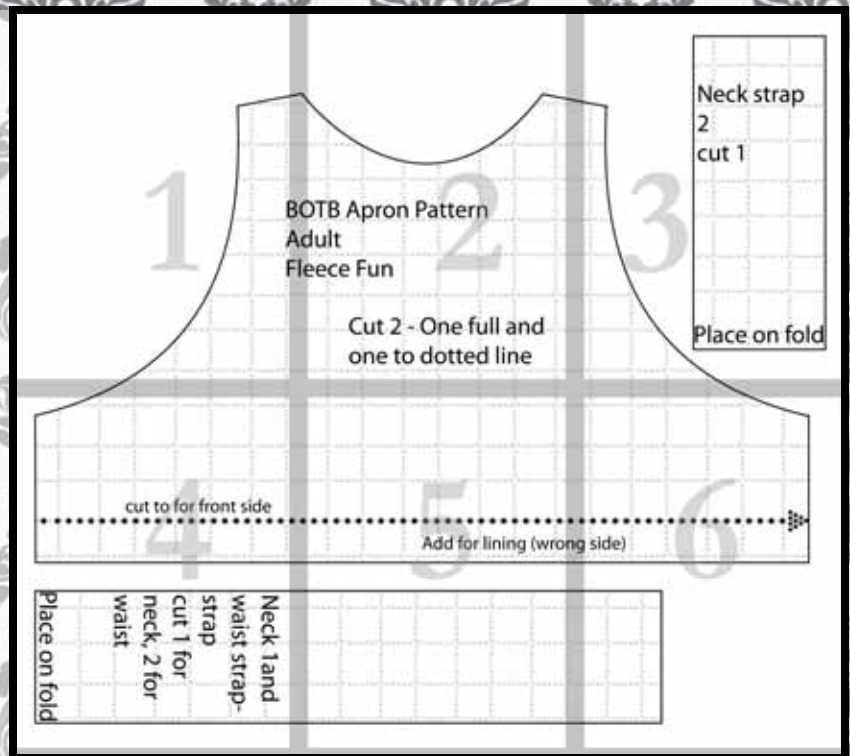


Your ad could be here contact
angel@fleecefun.com for
details

Map 6 pieces

Confused on how to assemble the pattern?
No worries!

Just [click here](#) for an easy step by step video to show you how to assemble the pattern.

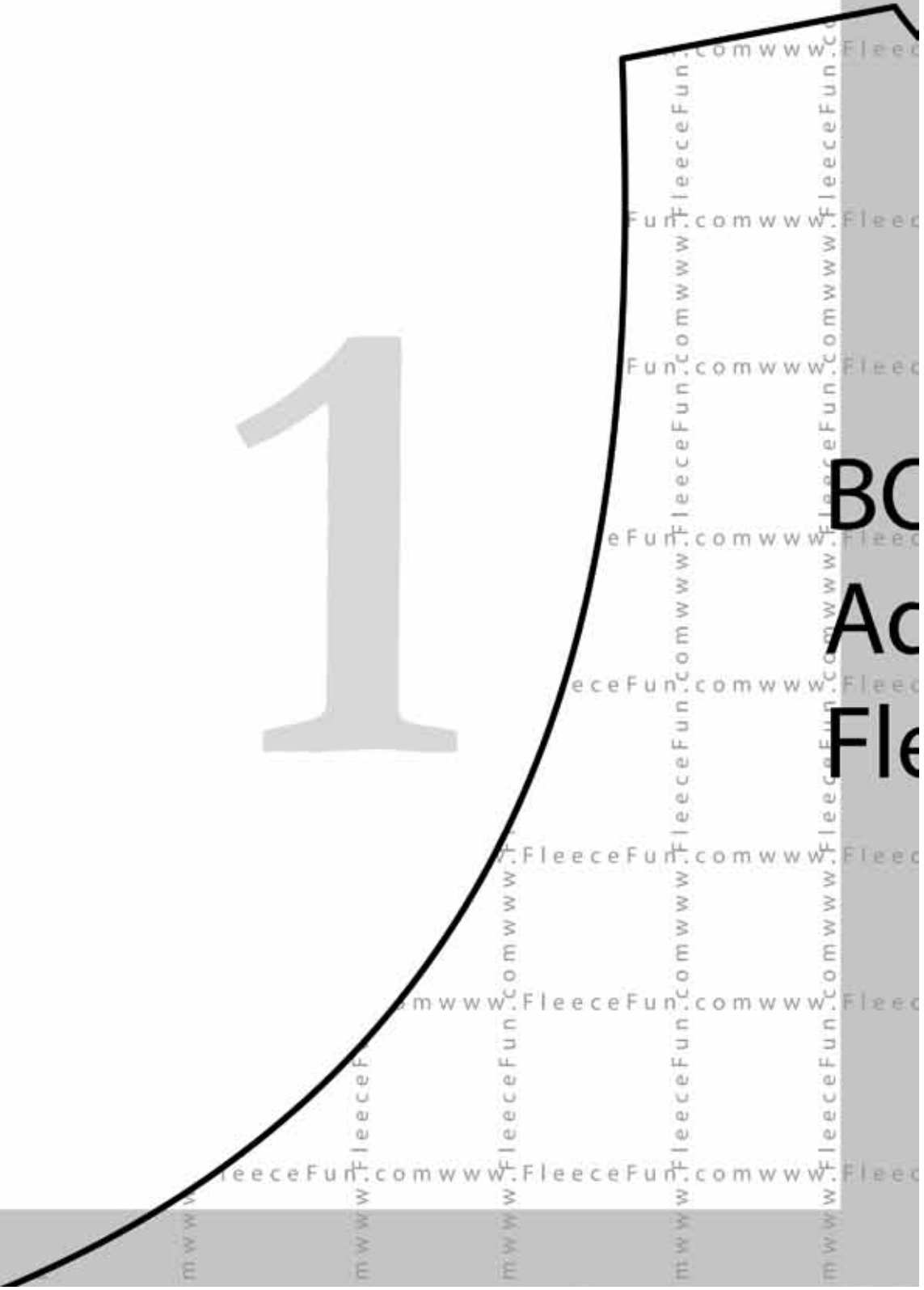



You might also like
(Click envelope to go to):



1

BC
Ac
Fle





30TB Apron Pattern

Adult

Fleece Fun

**Cut 2 - One full and
one to dotted line**

Neck strap

2

cut 1

Place on fold

3





cut to for front side

**Neck 1 and
waist strap-
strap
cut 1 for
neck, 2 for
waist
Place on fold**

Add for lining (wrong)

ng side)

