

Fleece Fun!

Price: Free!



Jolly Santa Hat
Size: Child Small,
Large

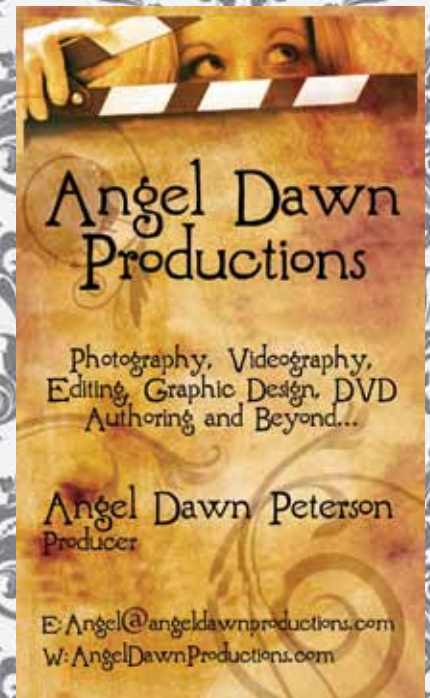
Please Remember:

- * The free patterns are not for reproduction to be sold in whole or in part.
- * You may not claim these patterns as your own.
- * You may not modify these patterns and claim them as your own
- * You may not use the files or resulting objects from patterns for obscene, defamatory, libelous or immoral works or any other purpose which is prohibited by law.
- * You may not re-post the patterns to the web or email them another person - if you want to share them just have them come to www.FleeceFun.com
- * You may however sell completed items you have sewn from the pattern - as long as on the sales tag you credit "Pattern by www.fleecefun.com" and if selling on the internet you must have it in the internet description as "Pattern by www.fleecefun.com". You must also be a sole proprietorship with 3 or less employees.
- * I reserve the right to modify the terms of use at anytime
- * By downloading this pattern you have agreed to these terms.

Materials you will Need:

- A printed out version of this pattern.
- 1/3 fleece, or felt
- 1/4 yard furry fleece or contrasting material for brim
- small amount of batting or scraps
- Jingle bell (optional)
- thread, needle

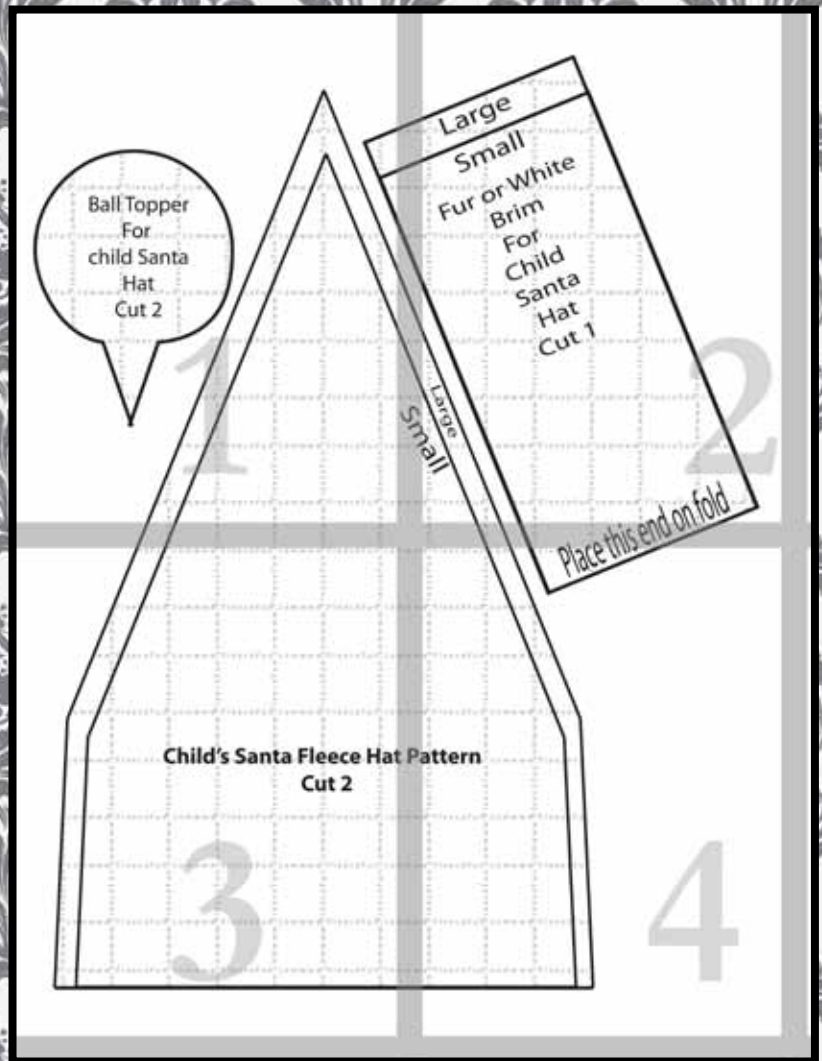
You can find the instructions [here](#).



Your ad could be here contact
angel@fleecefun.com for
details

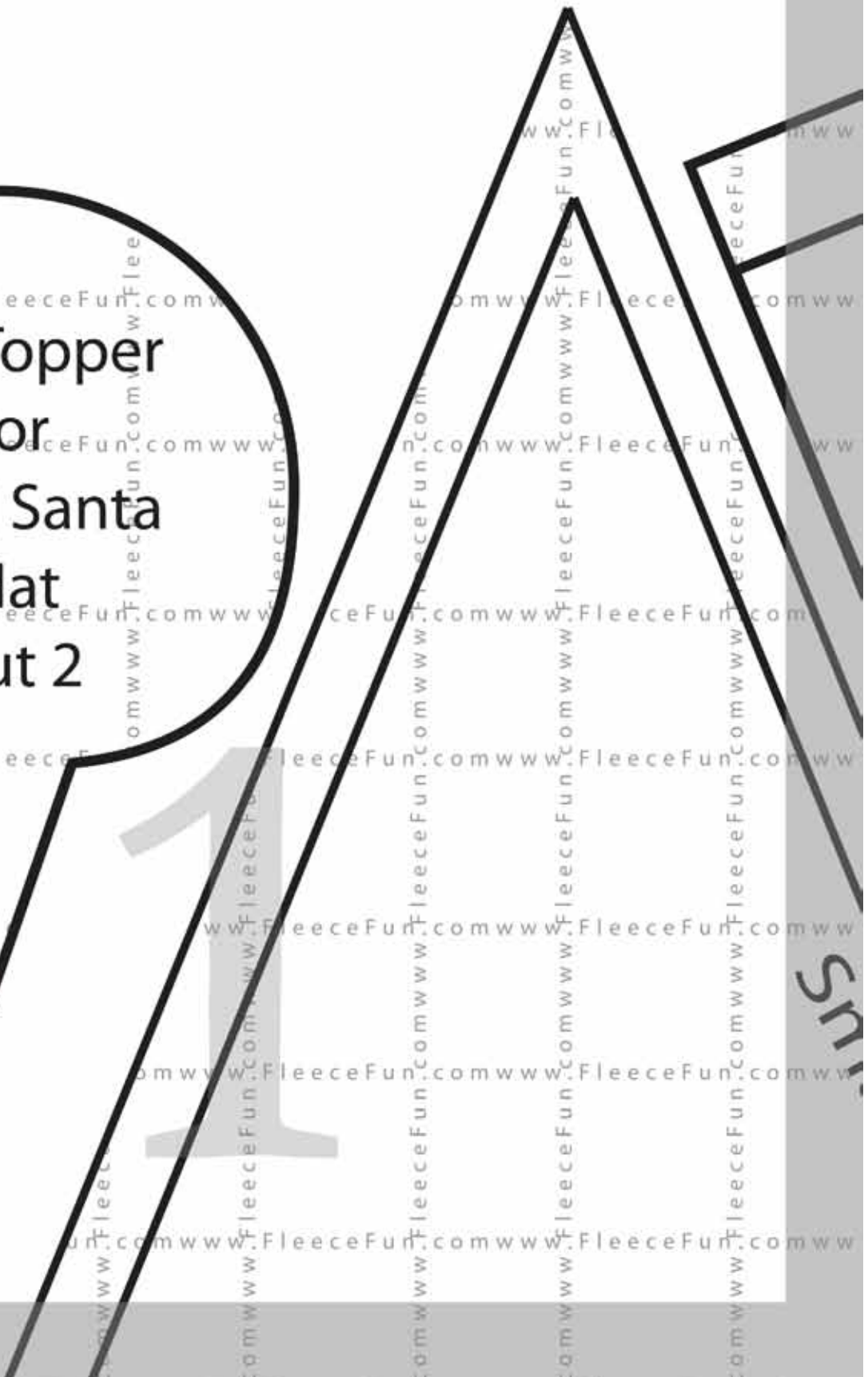
Map 4 pieces

Confused on how to assemble the pattern?
No worries!
Just [click here](#) for an easy step by step video to show you how to assemble the pattern.



You might also like:





SUN

Large

Small


Fur or White
Brim

For
Child
Santa
Hat

Cut 1

Small
Large

on this end on fold



Child's Santa Fleece Hat Pattern Cut 2

3

Place this end on

Pattern

4