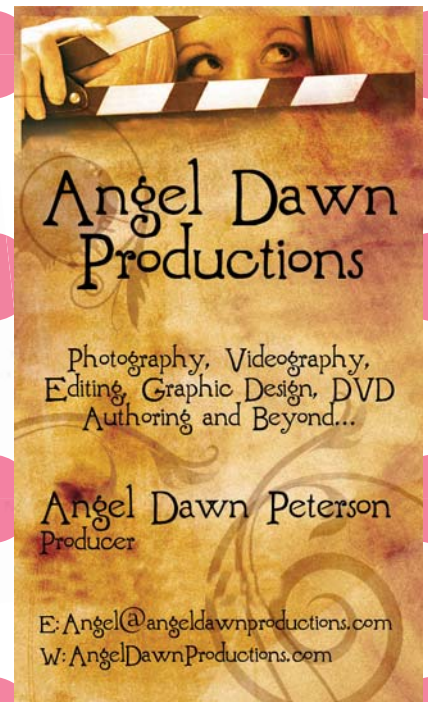




Materials you will Need:

- A printed out version of this pattern.
 - 1/3 color A
 - 1/4 color B
 - thread
 - 16 - 19 inches elastic
- * You can replace the fleece for knit - this pattern works with other fabric!



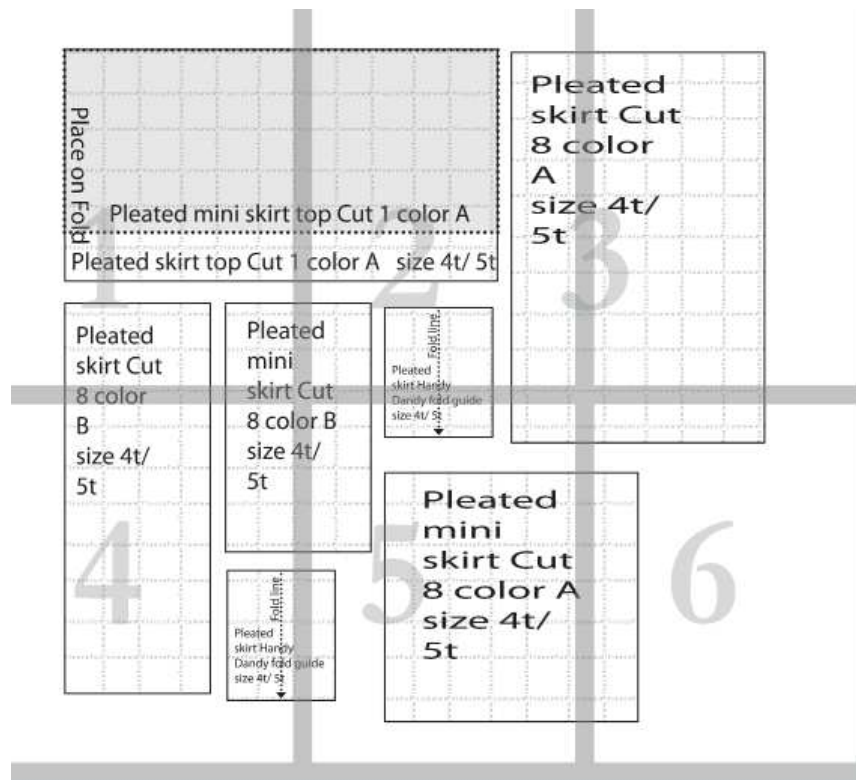
Your Business Could be Here. Contact Us
for Special Ad Placement


Map 6 pieces

Confused on how to assemble the pattern?

No worries!

Just go to
<http://www.fleecefun.com/pattern-assembly-instructions.html>
for an easy step by step video to show you how to assemble the pattern.





Place on fold

Pleated mini skirt top

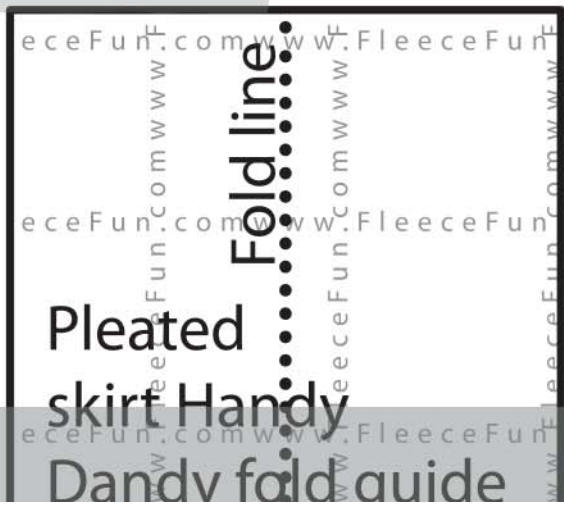
Pleated skirt top Cut 1



Pleated skirt Cut 8 color



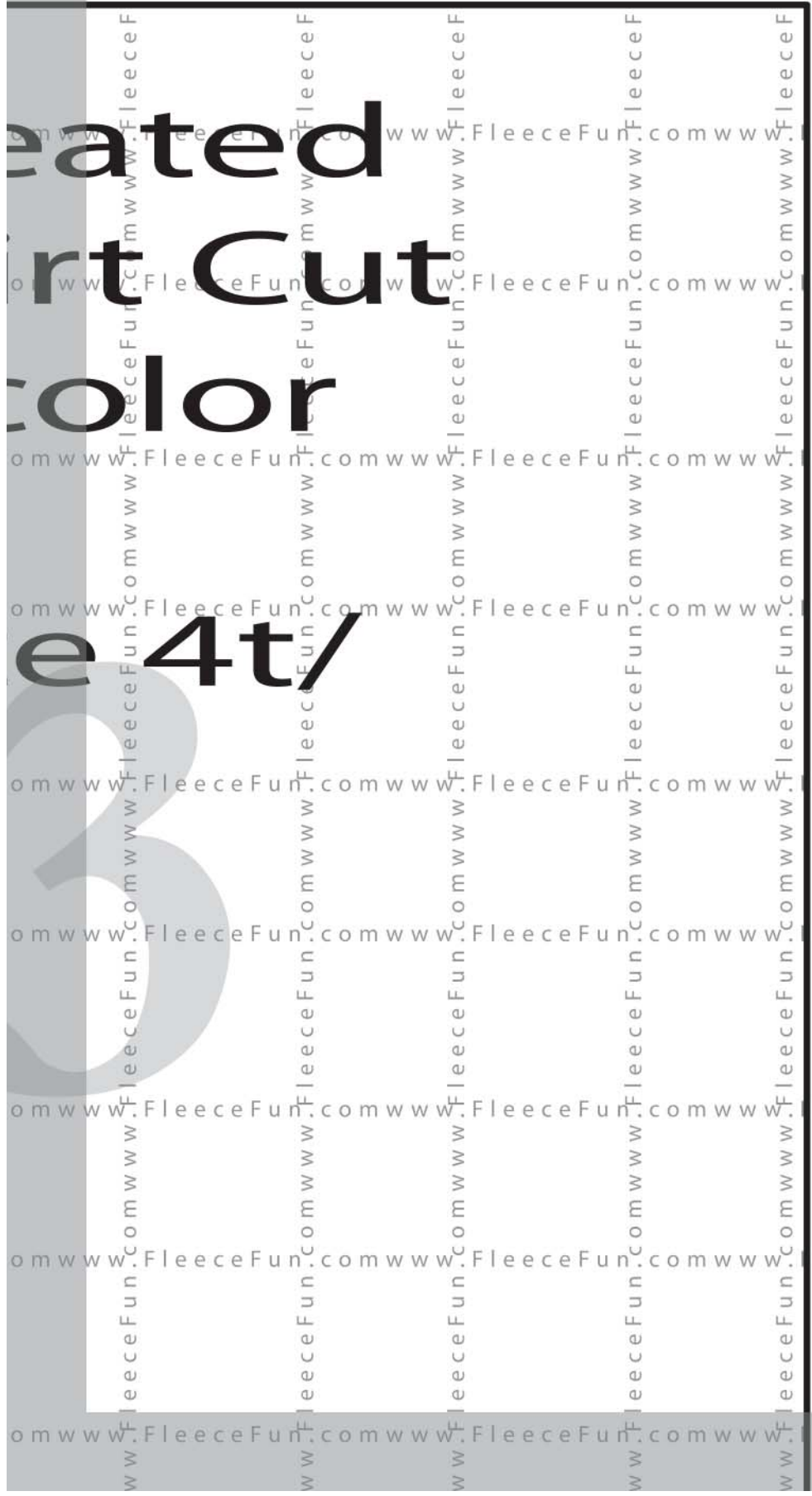
Pleated mini skirt C



Pleated skirt Handy Dandy fold guide

Created Smart Cut Color

e 4t/



8 color

B

size 4t/

5t

4

skirt C

8 color

size 4t

5t

Fold line

Pleated
skirt Handy
Dandy fold guide
size 4t/ 5t



Cut
or B
4t/

SKIRT Pattern
Dandy fold guide
size 4t/ 5t

Pleated
mini
skirt Cut
8 color A
size 4t/
5t

guide

om www.FleeceFun.com www.FleeceFun.com www.F
Fun.com www.FleeceFun.com www.FleeceFun.com www.F
Fun.com www.FleeceFun.com www.FleeceFun.com www.F

om www.FleeceF
om www.FleeceF
om www.FleeceF
om www.FleeceF
om www.FleeceF
om www.FleeceF
om www.FleeceF
www.FleeceF

6