

Price: Free!

Fleece Fun  
.com



Mini Pirate or  
Tricorn Hat  
Size: Small

Please Remember:

- \* The free patterns are not for reproduction to be sold in whole or in part.
- \* You may not claim these patterns as your own.
- \* You may not modify these patterns and claim them as your own
- \* You may not use the files or resulting objects from patterns for obscene, defamatory, libelous or immoral works or any other purpose which is prohibited by law.
- \* You may not re-post the patterns or tutorials to the web or email them another person - if you want to share them just have them come to [www.FleeceFun.com](http://www.FleeceFun.com)
- \* You may however sell completed items you have sewn from the pattern - as long as on the sales tag you credit "Pattern by [www.fleecefun.com](http://www.fleecefun.com)" and if selling on the internet you must have it in the internet description as "Pattern by [www.fleecefun.com](http://www.fleecefun.com)". You must also be a sole proprietorship with 3 or less employees.
- \* I reserve the right to modify the terms of use at anytime
- \* By downloading this pattern you have agreed to these terms.

Materials you will Need:

- A printed out version of this pattern - on cardstock.
- 1/3 yard polar fleece (you could actually make several from this)
- Items to decorate (feathers, ribbon, tulle, brooches)
- Barrette clips or combs
- hot glue gun
- tape
- thread

You can find the instructions [here](#).

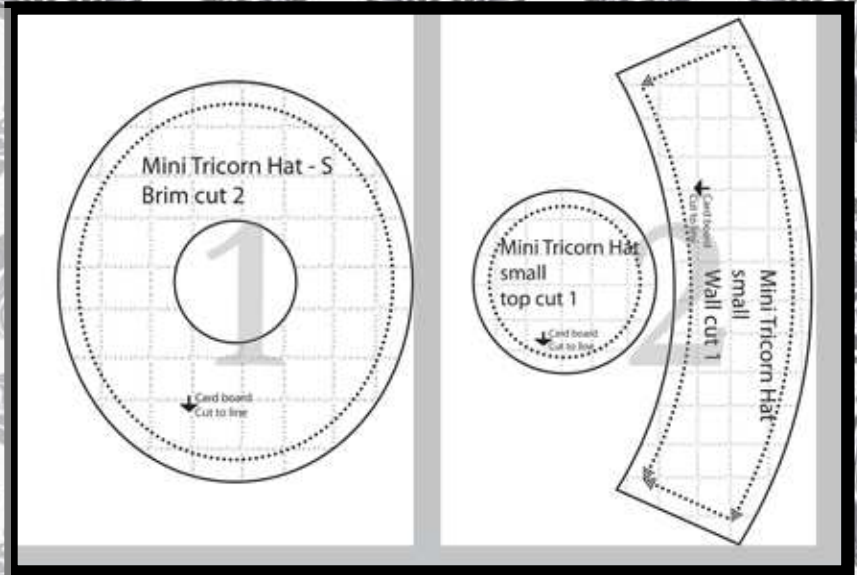
Your ad could be here contact [angel@fleecefun.com](mailto:angel@fleecefun.com) for details



# Map 2 pieces

Confused on how to  
assemble the pattern?  
No worries!

Just [click here](#) for an  
easy step by step video  
to show you how to as-  
semble the pattern.



## You might also like:

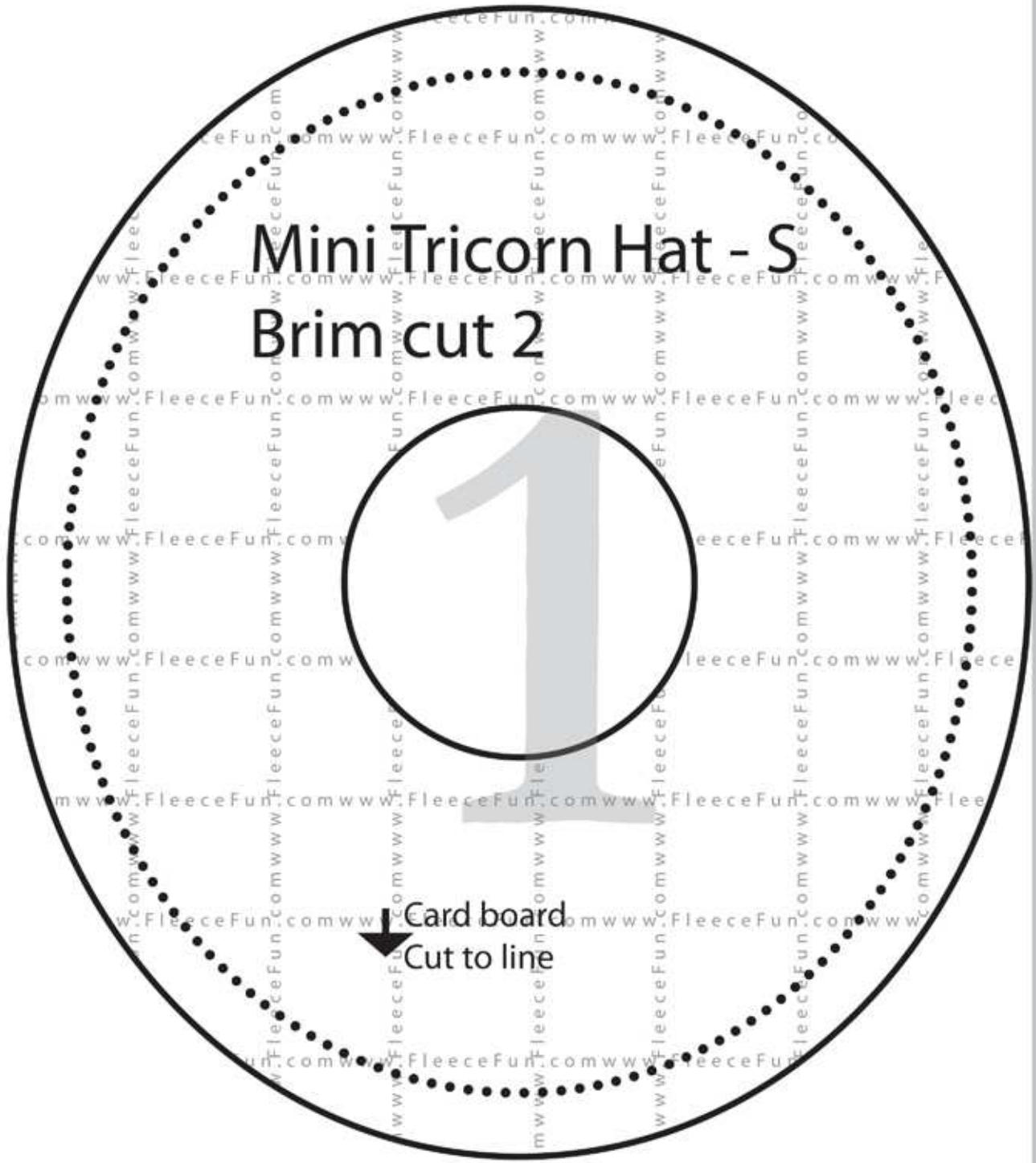


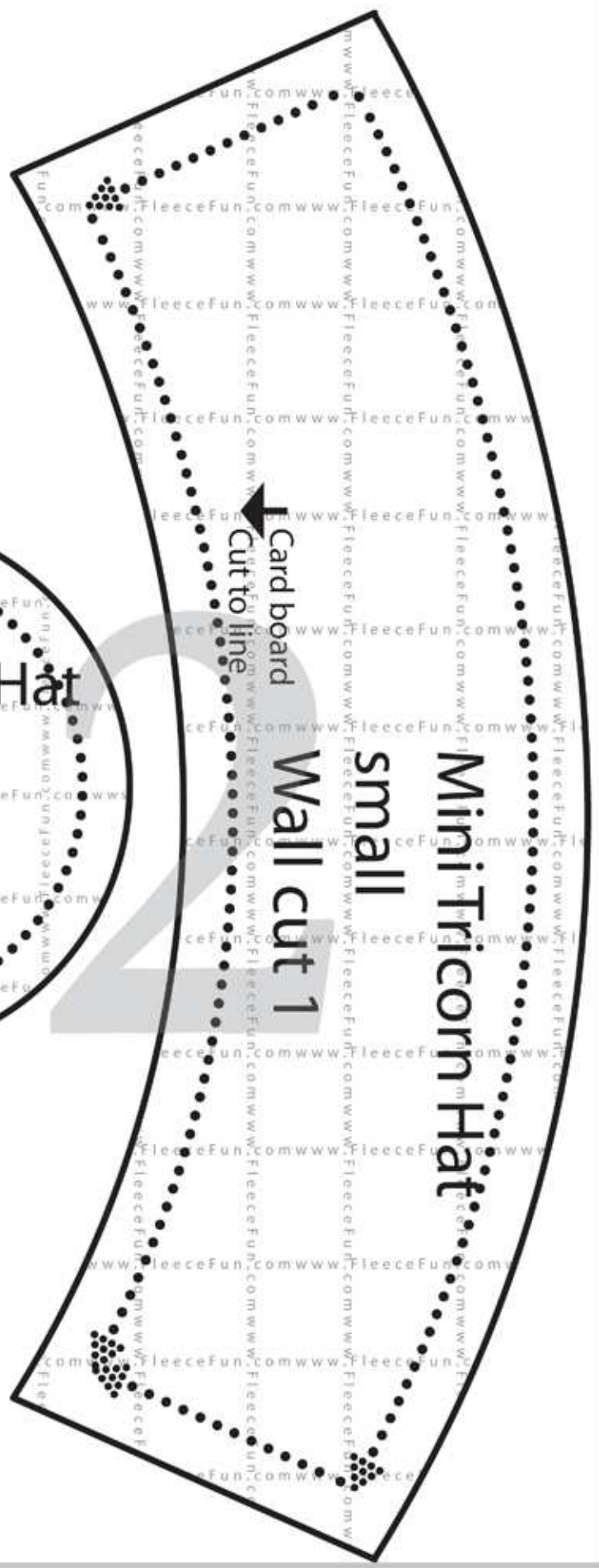
# Mini Tricorn Hat - S

## Brim cut 2



↓ Card board  
Cut to line





Medium  
Tricorn Hat  
Cut 1

